



Super Pump[®]

MEDIUM HEAD PUMP SERIES

Efficient,
Dependable,
Proven.



The Hayward[®] Super Pump series medium head pumps set the standard for excellence and value.

Designed for in-ground pools and spas of all types and sizes, Super Pump features a large see-through strainer cover, super-size debris basket and exclusive service-ease design for extra convenience.

Super Pump combines proven performance with quiet, efficient and dependable operation.



PUMPS

Exclusive, Swing-Away Hand Knobs make strainer cover removal easy. No tools required... no loose parts... no clamps.

Super-Size Housing and diffuser ensure rapid priming.

Corrosion-Proof Impeller has smooth, wide openings to prevent fouling or clogging.

Self-Priming (suction lift up to 10' above water level)


See-Through Strainer Cover lets you see when basket needs cleaning and eliminates guesswork. Special self-adjusting seal ensures dependable sealing.

Heat-Resistant, Industrial-Size Ceramic Seal is long-wearing and drip proof.


Heavy-Duty, High-Performance Motor with air-flow ventilation for quieter, cooler operation.

Mounting Base provides stable, stress-free support, plus versatility for any installation requirement. Adapts 48- and 56-frame motors.

Service-Ease Design gives simple access to all internal parts. Motor and entire drive group assembly can be removed, without disturbing pipe or mounting connections, by disengaging just four bolts.

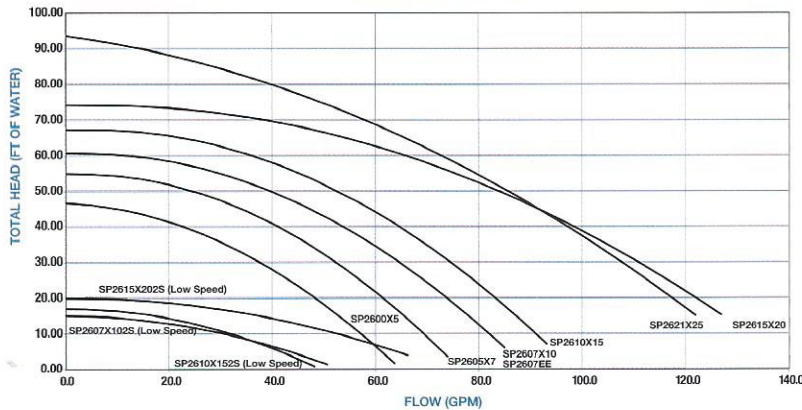


OVERALL DIMENSIONS	MODEL	Horse Power			Pipe Size inches	Dimension "A"	
		Total HP	HP	Service Factor		inches	mm
	Energy Efficient Full-Rated Single Speed						
	S2607EE	0.99	¾	1.32	1½	15	381
	Standard Efficient Max-Rated Single Speed						
	SP2600X5	0.60	½	1.20	1½	13¼	337
	SP2605X7	0.75	¾	1.00	1½	13⅝	352
	SP2607X10	1.10	1	1.10	1½	14¼	362
	SP2610X15	1.50	1½	1.00	1½	15⅜	391
	SP2615X20	2.00	2	1.00	2	15⅞	403
	SP2621X25	2.50	2½	1.00	2	16⅜	416
	Standard Efficient Max-Rated Dual Speed						
	SP2607X102S	1.00	1	1.00	2	13	330
	SP2610X152S	1.50	1½	1.00	2	13¾	349
	SP2615X202S	2.00	2	1.00	2	14¼	362



Super-Size 110-Cubic-Inch Basket has extra leaf-holding capacity and extends time between cleanings. Rigid construction with load-extender ribbing ensures free-flowing operation for heavy debris loads.

SUPER PUMP FLOW VS. TOTAL HEAD



Super Pump Series Pumps are listed by:



To take a closer look at Super Pumps or other Hayward products, go to www.haywardpool.com or call 1-888-HAYWARD